

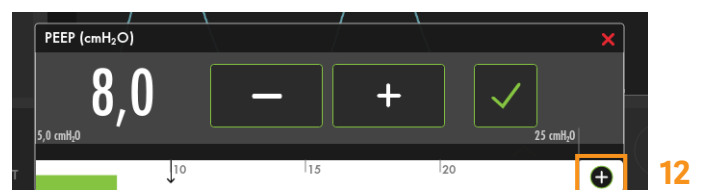
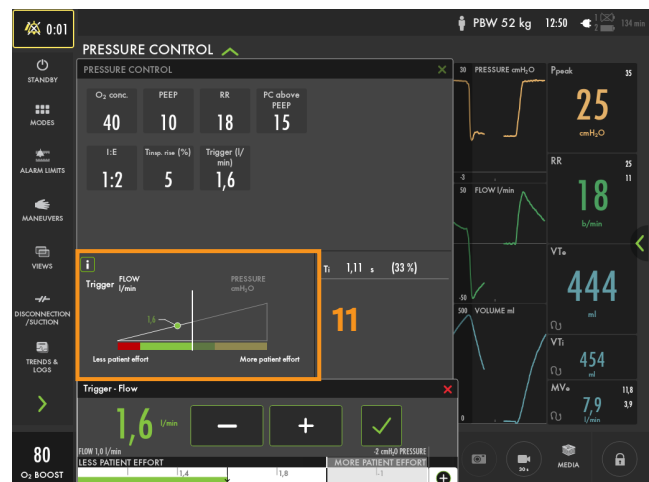
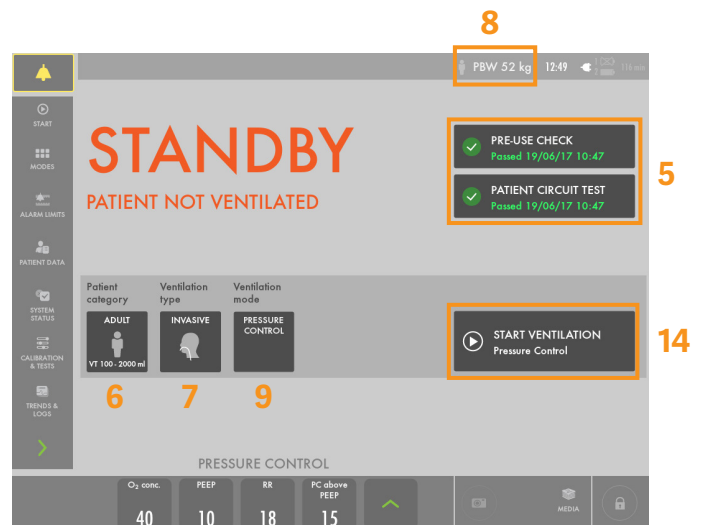

SERVO-air

– short guide

Setting up the SERVO-air


1. Plug in the power cord.
2. Switch ON the ventilator.
NOTE: When switching on the SERVO-air, you need to first pull the ON/OFF switch downwards.
3. Connect and oxygen hose.
4. Lock the wheels on the cart.
5. Start the **PRE-USE CHECK**. Follow on-screen instructions. (You need the test tube during the Pre-Use Check). The patient circuit test is included in the Pre-Use Check.
6. Choose **PATIENT CATEGORY**: adult or pediatric.
7. Choose **VENTILATION TYPE**: invasive or non-invasive (optional).
8. Calculate Predicted Body Weight (PBW) automatically by tapping **PBW** and enter patient gender and height. (For pediatric patient category it is the patient's weight). Tidal Volume in ml/kg will now be monitored.
9. Tap **VENTILATION MODES**. (If you tap and hold on the mode you will get more information).
10. Choose mode and adjust the settings.
11. Some settings have dynamic images.
12. The safety scale can be expanded by tapping **+**.
13. Change the alarm limits in alarm window.
14. Tap **START VENTILATION**.


Refer to user's manual for more detailed information



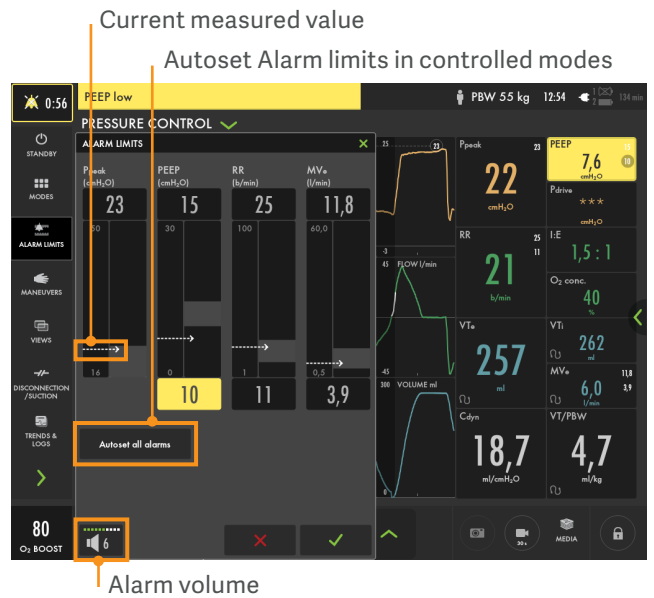
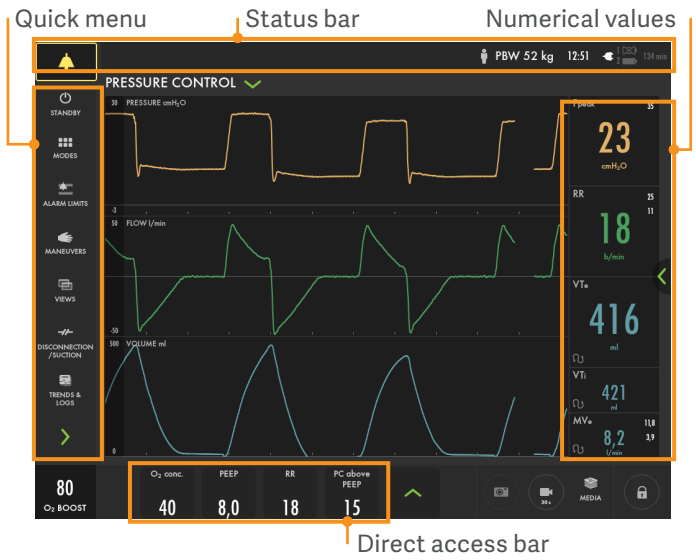
NOTE: Alarms can be in one of three colors depending on priority:

- High priority
- Medium priority
- Low priority

 Pre-silence alarms – To silence most alarms for two minutes, tap when no alarms are active.

 Alarms audio paused – Active alarms can be silenced for two minutes by tapping.

Tap on the active alarm and you can adjust alarm limits directly.



Stop ventilation: tap **STANDBY** and tap and hold

MANEUVERS: Manual Breath, Static Measurement, Nebulization and O₂ boost level

Different **VIEWS** available

DISCONNECTION/SUCTION



This document is intended to provide information to an international audience outside of the US. SERVO-air may be pending regulatory approvals to be marketed in your country. Contact your Getinge representative for more information.
Manufacturer · Maquet Critical Care AB · Röntgenvägen 2 SE-171 54 Solna · Sweden · +46 (0)10 335 73 00

www.getinge.com

