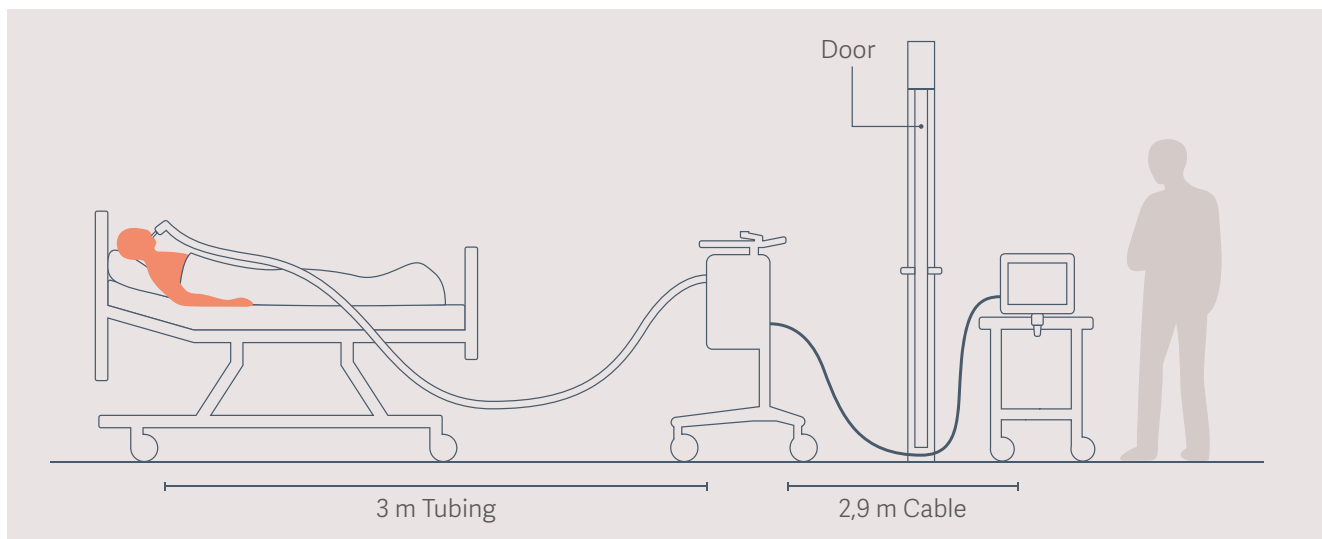


Ventilation of isolated patients

with Servo-u and Servo-n



Remote monitoring and control

Detach and place the Servo-u or Servo-n user interface outside the isolation room with the help of the 2.9 meter / 9.5 feet cable between the Patient Unit and the User Interface. See illustration above.

To securely mount the user interface, use a *User Interface holder* and attach it to a rail 10 x 25 -35 mm, or to a table 10 - 45 mm. This may require you to move the ventilator further away from the bed, which in turn requires a *long patient circuit*.

Compensation for long patient circuits

The circuit compensation of Servo-u and Servo-n ensures optimal monitoring and ventilation also with long patient circuits.

The compensation requires all components used in the patient circuit to be present during the Pre-Use Check. Furthermore, the circuit needs to pass the test for the relevant patient category (Adult and/or pediatric/neonatal).

NOTE: The risk of false triggering increases with increasing length of patient circuits. Trigger sensitivity should be adjusted to compensate for this effect.

Remote monitoring only

Servo-u and Servo-n offers two solutions for remote monitoring:

1. The *Distance view* makes it possible to see the basic measured values from outside the isolation room. You can find this view from the menu.
2. The *VGA port* allows for external displays to be connected to Servo-u and Servo-n. Leave the user interface in the Isolation room and connect a VGA cable from the User Interface to an additional screen outside of the Isolation room. A VGA cable can be sourced locally.

NOTE: The external screen connected with VGA cable is not a distributed alarm system and will not provide any audible alarms.

CAUTION: External monitors or similar devices connected to the VGA port of the system must be powered via a medical grade isolation transformer. No other use is allowed.

Keep the circuit intact during aerosol delivery

Servo-u and Servo-n have a built in *Aerogen nebulizer*. Unlike conventional nebulizers, it has an in-line circuit design so the patient circuit does not need to be broken for drug delivery.

Reduce possible risk of cross contamination

The *Servo Duo Guard* is a highly efficient single use bacterial and viral filter for application in respiratory care and anesthesia.

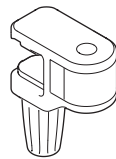
The filter provides filtration (bacterial and viral efficiency of 99.9999%) for reducing possible cross contamination between patient and equipment. It also minimizes the risk of sudden increases in expiratory resistance, which is a known problem when using filters during nebulization, thanks to the combination of a HEPA filter and a electro-static filter.

The *Servo Duo Guard* is bi-directional and can be used on both the expiratory and/or inspiratory limbs of breathing circuits. The filter is designed to work during 48 hours.

Summary of relevant software and hardware



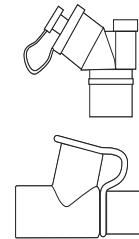
Distance view and VGA port at the bottom of the screen. Both included as standard.



User interface Holder



Servo Duo Guard



Aerogen Solo



Long patient circuits (Breathing system)

Ordering information*

Product name	Part number	Description
User interface holder, Servo-u/Servo-n	68 80 099	For mount at a rail 10 x 25 - 35 mm, or a table 10 - 45 mm, 1pcs/pkg
Servo Duo Guard	66 92 177	Disposable viral/bacterial filter, 60 pcs/pkg
Aerogen Solo Convenience pack	66 92 172	Disposable, includes Nebulizer and adult T-adapter, 10 pcs/pkg
Breathing system 22mm HME & MR 3M	66 92 175	Disposable 22 mm (3.0 m) 20 pcs/pkg
Breathing system 15mm HME & MR 3M	66 75 745	Disposable 15 mm (3.0 m) 20 pcs/pkg
Breathing system 10mm HME & MR 3M	66 71 775	Disposable 10 mm (3.0 m) 20 pcs/pkg

*Please contact your local Getinge representative for more information and ordering.

This document is intended to provide information to an international audience outside of the US.
Manufacturer: Maquet Critical Care AB · Röntgenvägen 2 SE-171 54 Solna · Sweden · +46 (0)10 335 00 00

www.getinge.com

