

## **AGENDA**

- Cash flow
- Balance sheet items
- Currency effects
- Quarterly earnings

**GETINGE GROUP****GETINGE****CASH FLOW (MSEK)**

	<u>2005</u>	<u>2004</u>
<b>Net Debt</b>	<b>5,104</b>	<b>4,705</b>
<b>Change in Net Debt</b>	<b>+399</b>	<b>-147</b>
<b>Change in Net Debt before acquisition and currency</b>	<b>-603</b>	<b>-561</b>
<b>Net Debt / EBITDA</b>	<b>2.4</b>	<b>2.3</b>
<b>Net gearing</b>	<b>0.95</b>	<b>1.10</b>

## Interest bearing loans

- Balance as of December 31, 2005 is MSEK 4,100
- Maturity profile of interest bearing loans is 90% in 2010 and 10% in 2013
- Distribution of currency is EUR 48%, USD 18%, CAD 9%, SEK 23% and other 2%
- Average interest rates in 2005 were EUR 2,6%, USD 3,5% and SEK 2,7%
- Unused credit facilities as of December 31 2005 is MSEK 3,500

## CASH FLOW (MSEK) cont

	2005 Q4	2004 Q4	2005 12 Mon	2004 12 Mon
Operating cash flow	512	484	1,868	1,786
Capital expenditure, tangible assets	-60	-82	-225	-270
Capital expenditure, intangible assets	-49	-42	-167	-125
Restructuring activities	-3	-18	-24	-142
Net acquisition & divestements	-138	-300	-543	-402
Bring forward	262	42	909	847

## Continuous Activities Working Capital

- StinG
- Logistic projects
- Remain focus on revenue processes

## Major Capital Expenditures during 2006

Estimated Capex MSEK 350 to 400 in 2006

- New production structure within Cardiopulmonary, MSEK 90, Medical Systems
- Upgrade of manufacturing facility in USA MSEK 40, Infection Control
- As part of the logistic projects roll-out of a joint IT platform, MSEK 25, Extended Care
- Continuous roll-out of a joint IT platform MSEK 15 Infection Control

## CASH FLOW (MSEK) cont

	2005 Q4	2004 Q4	2005 12 Mon	2004 12 Mon
Carry forward	262	42	909	847
Financial net	-43	-41	-197	-191
Paid taxes	-120	-87	-480	-361
Dividend	-	-	-333	-272
Other	-120	178	-298	124
<b>Change in net debt</b>	<b>-21</b>	<b>92</b>	<b>-399</b>	<b>147</b>

**GETINGE GROUP  
TAX RATE AND EQUITY**

	<u>2006</u> <u>Forecast</u>	<u>2005</u>	<u>2004</u>
<b>Tax rate</b>	<b>27%</b>	<b>28%</b>	<b>26%</b>

	<u>2005</u>	<u>2004</u>
<b>Equity as of December 31</b>	<b>5,381</b>	<b>4,270</b>
<b>Equity ratio</b>	<b>37%</b>	<b>34%</b>



## GETINGE GROUP

## GOODWILL AND OTHER INTANGIBLES (MSEK)

	<u>Goodwill</u>	<u>Other intangibles</u>	<u>Total</u>
Medical Systems	3,405	48	3,453
Extended Care	694	206	900
Infection Control	711	174	885
<b>Total</b>	<b>4,810</b>	<b>428</b>	<b>5,238</b>

## EBITA

Medical System	787
Extended Care	522
Infection Control	518





**CURRENCY EFFECTS - 2006**

<b>Currency rates as of December 31 2005</b>	<b>Net foreign volumes in 2006, million</b>	<b>Currency exposure at 5% change in currency rates, MSEK</b>
<b>USD 7.95</b>	<b>USD 34</b>	<b>14</b>
<b>EUR 9.43</b>	<b>EUR 87</b>	<b>41</b>
<b>GBP 13.73</b>	<b>GBP 21</b>	<b>14</b>
<b>CAD 6.84</b>	<b>CAD 14</b>	<b>5</b>

**GETINGE GROUP  
QUARTERLY EARNINGS (MSEK)**

<b>2004</b>	<b>Q1</b>	<b>Q2</b>	<b>Q3</b>	<b>Q4</b>	<b>Total</b>
<b>Sales</b>	<b>23%</b>	<b>24%</b>	<b>21%</b>	<b>32%</b>	<b>10,889</b>
<b>Profit before tax</b>	<b>19%</b>	<b>23%</b>	<b>17%</b>	<b>41%</b>	<b>1,546</b>

<b>2005</b>	<b>Q1</b>	<b>Q2</b>	<b>Q3</b>	<b>Q4</b>	<b>Total</b>
<b>Sales</b>	<b>21%</b>	<b>23%</b>	<b>23%</b>	<b>33%</b>	<b>11,880</b>
<b>Profit before tax</b>	<b>20%</b>	<b>19%</b>	<b>18%</b>	<b>43%</b>	<b>1,601</b>

<b>2006</b>	<b>Q1</b>	<b>Q2</b>	<b>Q3</b>	<b>Q4</b>	
<b>Sales</b>					
<b>Profit before tax</b>	